



Technical Rider

Caline Artist International, Margot Holmes
Toll free: 1-800-539-8558 Cell: 250-729-5951

Total number of performers – 2

Nico Rhodes
Patrick Courtin

Total number of crew traveling with group – 1

Mya Wilson

Instrumentation

- 1 x Acoustic piano and bench (provided by venue)
- 2 x Keyboards and benches (provided by Artists)
- 2 x Melodica (provided by Artists)
- 2 x Keytars (provided by Artists)
- 2 x Vocal Mics (provided by Artists)
- Backing tracks (provided by Artists)
- Sound Q's (provided by Artists)

Piano Provided by Venue/Presenter

- Acoustic Grand Piano (tuned to A-440) and piano bench.
- Tuning of the acoustic grand is imperative as there are some pre-recorded tracks backing certain songs, it is therefore recommended that tuning occurs no less than 48 hours prior to performance, and that once tuned, it is recommended it be kept in a controlled temperature atmosphere for tuning stability.
- If a tuned grand piano is not available, the Presenter/Venue will provide a 3rd digital electric piano of same quality/brand (listed below), with adjustable stand, its own music stand and bench. Quality of keyboard is paramount. Please confirm availability of the keyboard at the earliest opportunity. Brand choices are **Roland RD2000 or YamahaCP88 or Korg SV2**

Positions

- Piano (Down stage center, sightlines to accommodate the farthest reach of the audience on the right and left.)
- Keyboard 1 (SL)
- Keyboard 2 (SR)
- Melodicas (DSL/DSR/Center)
- Keytars (DSC)
- Offstage – Stage Management table for qlab computer. Stage Management must have quick and clear access to stage to deliver props. If there are no sight lines to performers from side stage a monitor is required.

Microphones

- Artists will provide 2 wireless lavs.
- Venue will need to provide any mics they require for their provided piano.

Mixer (provided by venue)

- **1 Stereo out** at SL Keyboard station – Keyboard, and Keytar are run through a Mainstage rig and audio interface that the Artists will provide.
- **1 Mono out** at SL keyboard station for Melodica
- **1 Stereo out** at SR Keyboard station – Keyboard, and Keytar are run through a Mainstage rig and audio interface that the Artists will provide.
- **1 Mono out** at SR keyboard station for Melodica
- **2 wireless vocal mics** – provided by artists.
- **1 Stereo out** at Stage Management table for tracks.
- **1 Mono out** at Stage Management table for sound q's.

***To clarify, there are **10 channels** that run to the board (3 stereo pairs, 2 mics, 3 mono) . The two keyboard rigs are **summed and pre-mixed**. The tracks and sound q's are levelled and mastered, so once a level is set it can be left. ***

Monitors

- 3 floor wedges (provided by venue)
 - 1 at SL Keyboard
 - 1 at SR keyboard
 - 1 at DCS piano
- **Separate monitor mixes for each artist are imperative****
- 2 in ear monitors – **Artist provides** for click track from SM computer.
 - Monitor is required at Stage Management station if there is not a clear sight line to stage.

Outboard & Backline Equipment Required (provided by venue)

- AC: Power bars needed at each keyboard and for stage management station - 3 total.
- 2 small tables are needed at each keyboard station for laptops (approx. 30" H x 24" W).
- 2 stereo DI – one for each keyboard station (SL/SR)
- 1 stereo DI — at Stage Management stations – Tracks
- 1 mono DI — at Stage Management for Sound Q's
- 3 black music stands – one is used as a prop. If an acoustic piano is not provided and a keyboard is provided in its place then a 4th music stand is needed.

Lighting (provided by venue)

- A general warm wash across downstage areas.
- Focal areas are: Centre, SL, SR,
- Other simple lighting ques will be given with show advance.
- Back drop can be solid black or coloured Cyc (preferable blues, reds, ambers, purples)

Venue Technician

- Venue will provide and pay for qualified sound and light technicians to aid in the set-up, strike and running of the show.
- The technicians must have complete knowledge of the venue's electrical, lighting, and sound equipment and will be available to focus the lights and run the lighting board during the show.

Tech Time

- The performers require 2 hours for basic set up, orientation and sound check.
- A minimum 1-hour break between tech time and performance time required.

Hospitality

- A small hospitality tray of veggies, fruits, snacks and coffee, tea would be greatly appreciated in the green room or dressing room, available upon arrival. There are no allergies, however the artists are lactose intolerant.
- Water for Stage

If you have any questions regarding piano type, our audio interfaces and set-up please do not hesitate to reach out.

Technical Contact for Piano Heist

Mya Wilson

myasandrawilson@gmail.com

1-250-668-6642



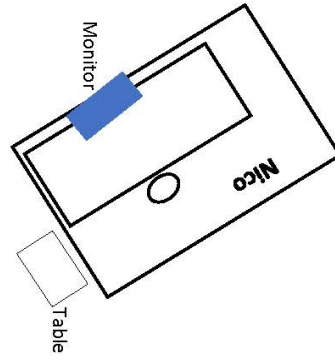
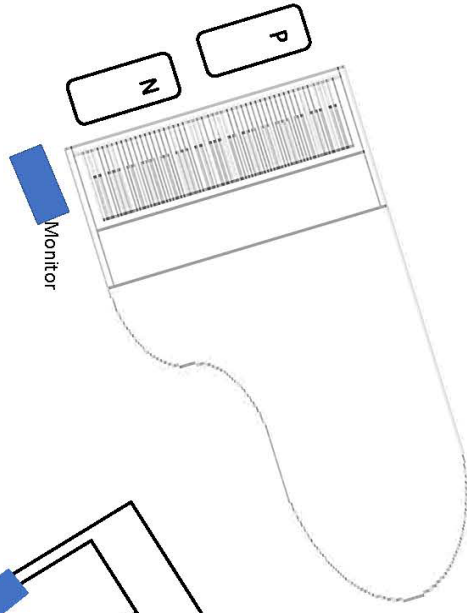
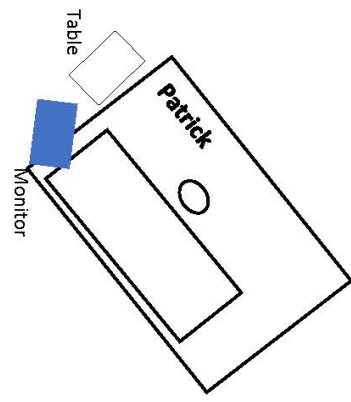
PIANO HEIST

Nico Rhodes & Patrick Courtin

Stage Plot

SR

Upstage drape



SL

Upstage drape

STAGE NOTES

- 1 large bench at CS piano will work
- Upright Piano can be used in place of grand
- Stage Manager position can be on either side depending on the venue as long as they are not in a sight line and have easy access to stage

Input List:

- Stereo DI at SR Keys Rig
- Stereo DI at SL Keys Rig
- Stereo DI at SM Computer- for tracks
- Mono DI at SM Computer - for voice overs
- 2 Wireless headset mics
- 2 in ear monitors - strictly for click track from SM computer